

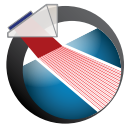
ECLIPSE
SCIENTIFIC




BEAMTOOL

FAST, EASY, OPEN TECHNIQUE
DEVELOPMENT FOR NDT





BEAMTOOL 9



Our innovation is fueled by customer feedback. By meeting customer needs and exceeding expectations, BeamTool has become the world's most popular application for designing ultrasonic inspection plans. Successful inspections start with a plan and BeamTool makes it easy to model, validate and document your Phased Array, TOFD and Conventional Ultrasonic inspection plans with confidence.

NEW FEATURES

- Curved Calibration Blocks & Vertical Holes
- FMC Beamset Validation
- NDT Data Import & Data Folding
- Sectorial Beamset Beam Energy Display
- Clad Layer Inset
- Spline CAD Support
- PAUT Beamset Quality Assessment
- Conventional now has a "Skip off Weld"



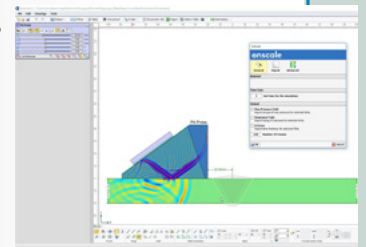
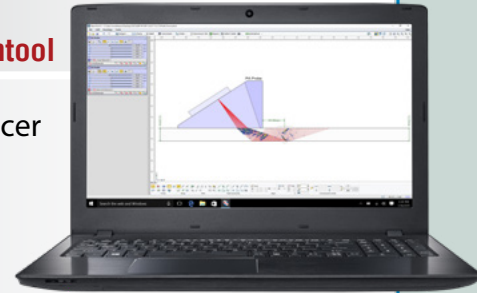
- Simulation Add-On Improvements including S-Scan rendering
- Conventional Probes now have a "Both" sound mode like the Phased Array Beamsets
- Indication positioning handles in Top View
- Highlighted Beam is displayed in 3D

Full list available at www.eclipsescientific.com/beamtool

STANDARD FEATURES

- DLA & DMA Probes with Focal Law Export
- Beam Highlighting and Focal Law Delay Visualization
- Asymmetrical Welds
- Clad Material Support
- Transverse Probes
- Improved CAD Tools
- Sound Mode Colorization
- Compound S-Scan
- Dissimilar Weld Material

- 3D Sound Paths Ray-tracer
- Inset Backing Bar
- Custom Velocity Modes with Path Cropping
- Double J Welds
- Transverse Angle Measurements
- Additional High Temp Wedges
- Export Focal Laws
- T Piece Configuration
- Sound Field Visualization
- Focal Delay Visualization



ADD-ONS

ZONAL

- Weld Zones
- Zonal Beamset
- Weld Regions
- Beam Solver

ZONAL CalBlock

- Weld Bevel Zones
- Calibration Block
- Targets
- Reports

Simulation

- A Scan
- Sound Field Animation
- Initial Pulse
- Materials Attenuation

High Temp

- High Temperature
- Beam Deflection
- Temperature Gradient
- Corrected Sound Path

www.eclipsescientific.com/beamtool